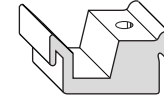


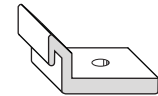
CARDINAL S-CURVE BUMPER INSTALLATION INSTRUCTIONS



When installing a Cardinal S-Curve slider, you need to mount the ZV-924 bumpers so that the widest part of each door hits this bumper. Review the pictures below for a diagram of where each bumper is installed.

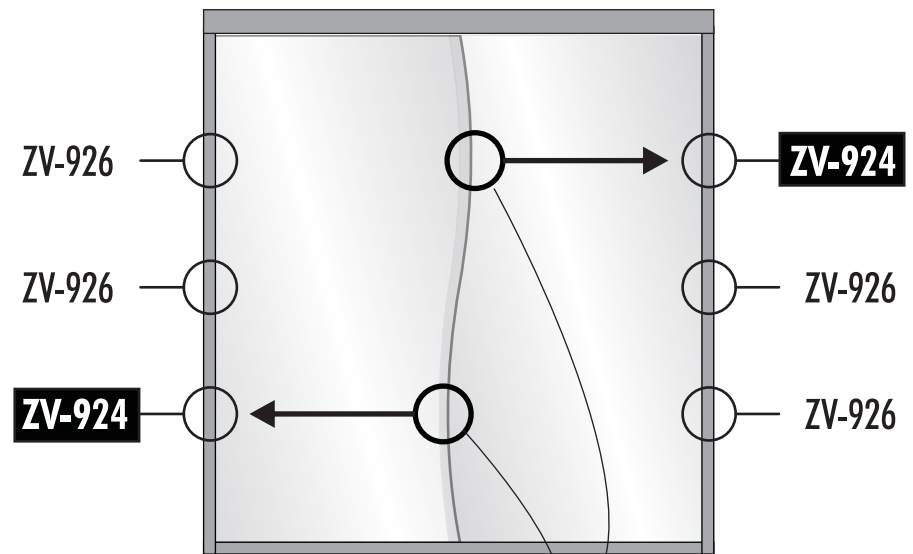
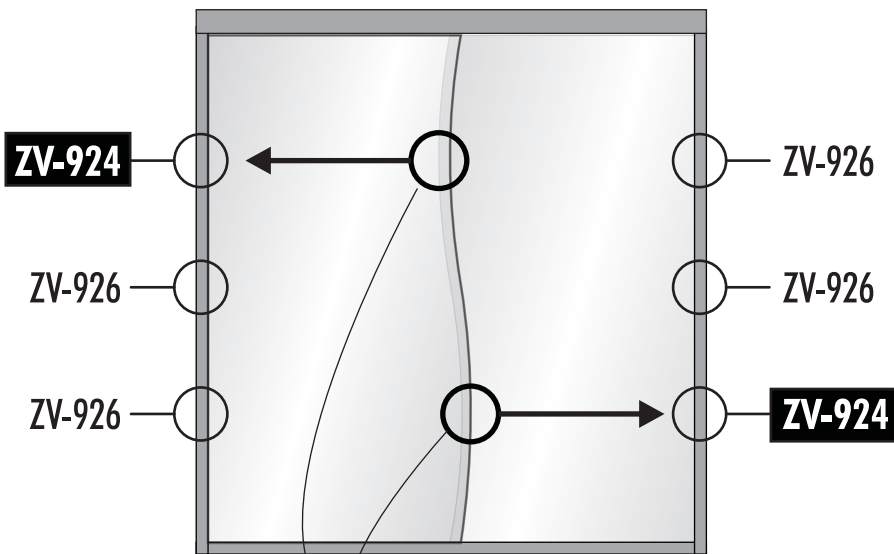


ZV-924



ZV-926

When installing the ZV-924, it will be necessary to drill a pilot hole using a #32 or 1/8" bit.



Install the ZV-924 bumper so that it is the same height as the the widest part of the door.

Cardinal Shower Enclosures

www.cardinalshower.com | 800-826-2577 | info@cardinalshower.com

Copyright ©2008, Hoskin & Muir, Inc. All rights reserved. Cardinal Shower Enclosures are manufactured by Hoskin & Muir, Inc. and distributed nationally from their distribution centers.